

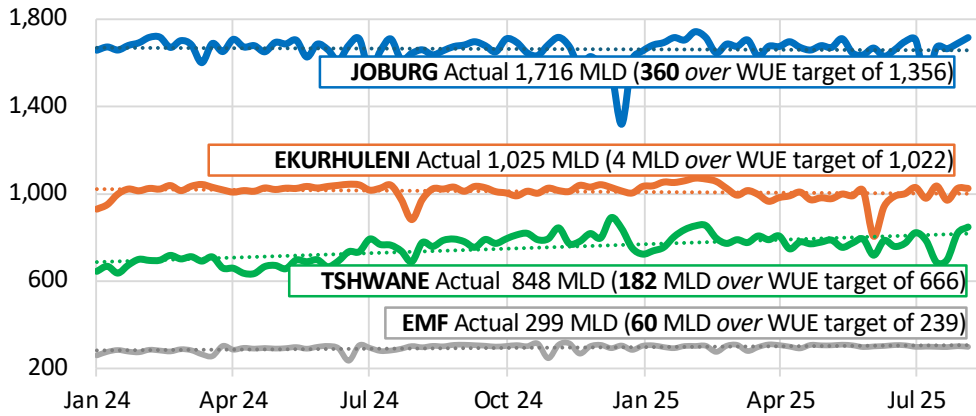
# BI-WEEKLY UPDATE: GAUTENG WATER SECURITY DASHBOARD

15 August 2025

Rev 1

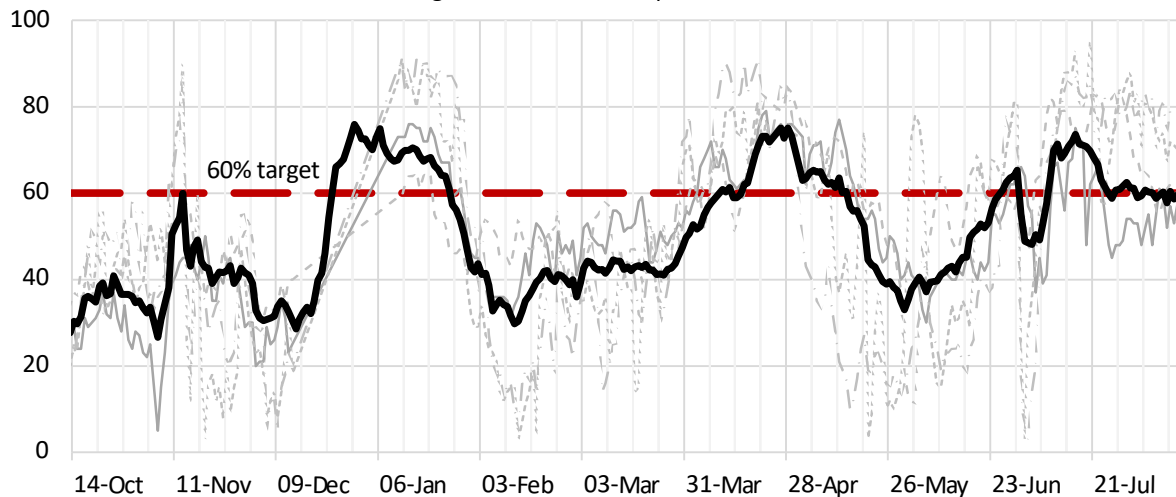
The PWSG will be focusing its efforts on improving dashboard information, aiming to provide real-time updates and an interactive, web-based interface. We again encourage and remind all readers to provide feedback and/or suggestions for improvement to pwsg@dws.gov.za.

## 1) WEEKLY CONSUMPTION DATA FOR JOBURG, TSHWANE, EKURHULENI METROS & EMFULENI



- Volumes shown in millions of litres/day (MLD)
- WUE = Water Use Efficiency targets
- Weekly demand is metered by Rand Water, last reported on **4 August 2025**.
- The water consumption of the three metros and Emfuleni constitute 90% of the water supply based on the permanent raw water license allocation.
- Combined use of the Metros and Emfuleni is 3,888 MLD, higher than the previous week, and **18% above** the WUE daily use target of 3,282. MLD.

**2) % OF WATER STORAGE IN THE FOUR MAIN STRATEGIC RAND WATER RESERVOIRS:** The overall **target** reservoir storage level is 60% (red dotted line), at which point the system has sufficient pressure to feed the entire area, and water outages are less likely. The storage level fell below this but has been hovering around **60%** for the past 2 weeks.

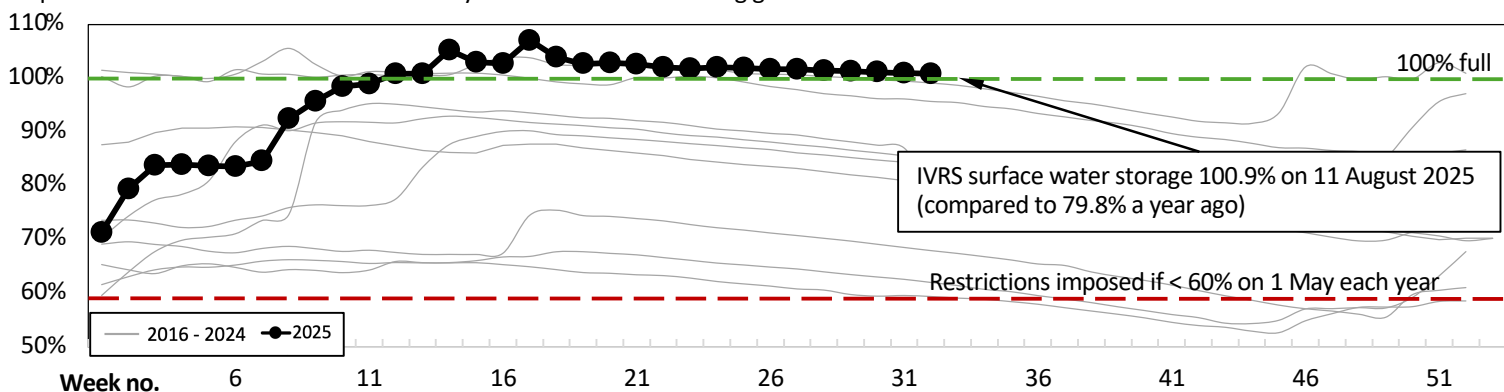


### Storage on 15 August :

— Palmiet :	<b>58%</b>
--- Mapleton :	<b>52%</b>
--- Eikenhof :	<b>67%</b>
--- Zwartkopjes :	<b>76%</b>
— Overall :	<b>57.6%</b>

**3) IVRS SYSTEM STATUS:** The 10-year view of combined surface water storage shows that the system is above average for this time of year, still more than 100%. The Vaal Dam decreased to 107.3% for the week to Tuesday. The overall system has remained above 100% full for the past 21 weeks. Three months into the hydrological year, the extrapolated abstraction is 13% higher than the annual allocation. The weather forecast for the next week predicts mild temperatures with limited rain across Gauteng. Records over the past number of years show that demand increases notably with the arrival of spring. To ensure that reservoir levels remain stable all users are requested to use water for essential use only and refrain from watering gardens.

<b>DWS Annual Allocation</b>	=	<b>1,600</b>
2022/23 Abstraction	=	1,750
2023/24 Abstraction	=	1,793
2024/25 Abstraction	=	1,800
2025/26 Abstraction YTD	=	453
2025/26 YTD extrapolated	=	1,813



**4) METRO FINANCIAL YEAR LEAK REPORTING:** Due to changes in the reporting systems of some of the metros, this information will next be made available in the monthly dashboard at the end of the month.